



2009 Model Sports RV Features

Dustproof – Waterproof – Low Maintenance

NEW "Master" Kitchen Slide

Our biggest Kitchen Slide change since 2003. We've utilised Industrial Design to put you, the user, at the core of the design process. The NEW 2008 Master Kitchen offers increased storage capacity, better functionality and a more user friendly layout. When combined with the new Dual Cookers arrangement a convenient "U" shape kitchen work area is created where two people can work comfortably at the same time.*

**Dual cookers Standard on Platinum - Optional on Limited Edition*



NEW Diesel Hot Water System (Optional)


"Hot water: On-board and On-demand." That was our aim for this design and our new Diesel Hot Water System delivers just that! Just press a button, allow system to heat up, then enjoy your hot water on-demand. This compact system is diesel powered, virtually odorless and safer than LPG. It uses a heat exchanger and does not require a hot water holding tank.

This system also includes Visi-flow™ system which allows automatic pumping from a nearby stream or billabong for endless hot water.



NEW Dual Layer Mattress

All models feature the NEW Dual Layer Mattress. Designed for superior comfort, this specially constructed mattress provides a supportive base with a soft comfortable top. These layers are premium quality foam and are bonded together. This mattress is exclusively supplied for Kimberley Kampers.





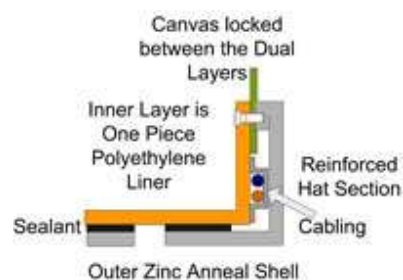
NEW Aluminium Alloy Front Frame

To reduce draw-bar weight even further, we have developed an Aluminium Alloy Front Frame. This component weight is now close to 50% lighter than the steel front frame used in 2006 models. The frame utilises a bead-blast finish to improve appearance & durability.



Dual-Skin™ Construction

We use a unique construction process of building a metal trailer with a zinc anneal outer skin and inserting a one piece polyethylene liner as an inner skin which gives better insulation and enables a dust proof shell. The canvas tent is locked between the layers.



LaserLocked™ Chassis

To achieve the lowest weight for maximum strength, we have developed a laser cut chassis that interlocks together. It self jigs on a flat table eliminating any error. The interlock sections penetrate through the chassis with but welds for maximum strength and a quality finish. This is the first laser cut and interlocked chassis in the camper trailer industry.

Kamp-Dry™ Tenting

To achieve the ultimate in water proofing, the best canvas is used with the finest stitching on proven designs.

Our trained staff use ultra-fine needles, 2 sizes smaller than the manufacturers recommend; and their quality of workmanship is superior.

All the canvas is both designed and made by us in our factory. The designs avoid multiple seams on pressure areas by giving both strength and seam tightness.

EXPRESS Campers



Deflecta-Shield™ System



We use a double point shield system: Under the camper, there is a steel stone deflecta shield. Above the chassis, the front deflecta shield is a separate stone guard. On the side are 2 sets of wide Mudflaps and Stainless steel protection strips.



Hi-Top Tropical Roof™

This unique roof stays on the camper all the time and automatically erects when the camper opens. It's hi-top patented design allows excellent air flow in summer and minimizes condensation inside the camper in winter. It also protects the camper roof from falling debris and stains. It has withstood wind gusts of up to 30 knots.



Selecta-Swing-Away™

Our Chassis has on the drivers side rear, a reinforced channel ready for the optional Selecta-Swing-Away™ carriers. These are attached through compression sleeves and have a cam adjustable swing mechanism with safety catch and stainless securing lock. There are 5 different carrier arm to select from:

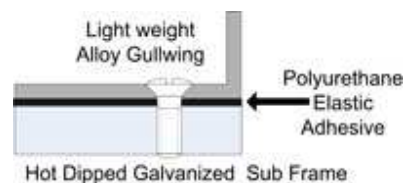
Triple Jerry can holder in alloy frame and "Rhino Tuff" lined; Spare Wheel and single Jerry can holder in Galvanised steel; outboard motor carrier in galvanised steel; utility plate with posts of galvanised steel; 50mm receiver welded into central position of galvanised arm so a rear bicycle carrier can be located and interchanged with the rear of vehicle.



Photo is a Black Platinum with both a utility carrier and 50mm Receiver for Thule Bike Carrier

Fatigue-Shield™ for Alloy Construction

Alloy and Fibreglass materials suffer from fatigue in constant impact conditions. Our solution is a patented adhesion with a Polyurethane Elastic Adhesive of the alloy or fibreglass material to hot dipped galvanized sub-frames. The result is significantly lighter weight but without the fatigue



EXPRESS Campers



cracking common in alloy only construction. Light weight Alloy Materials Hot Dipped Galvanized Sub Frame.

Seal-Tite™ Technology



We use a unique construction process of building high quality automotive pinchweld seals in a special combination at the critical hinge point and elsewhere throughout the camper. The seals are all adjustable for wear and travel and will keep the camper free of dust.



King of the off Road™ Ride



Our designs and materials make towing a camper trailer simple. All our suspensions have independent coil springs with integrated bump stops and travel limiters. Our weight distribution is close to the ideal 12.5% weight on the drawbar. Our braking systems are adjustable to suit your driving style. Our suspension assemblies have been tested for the optimum match of shock absorbers.



LED Flexi-Strip™ Energy Saving

Our Flexible LED lighting strips use less than 3 Watts per meter of 12V power. The light is cool white and very pleasant to the eye. It is integrated in the inside bow of camper roof so that it is permanently in place. The strips are maintenance free and impervious to moisture.



Easy to use

It only takes minutes to open up a Kimberley Camper Trailer and be ready for bed.

It takes only minutes from stopping to have the cooker open and the water on the boil.

It takes only minutes to slide out the sink, have the plates out & food ready for lunch.

It takes only minutes to zip on a sun awning and a few minutes more for the poles and ropes to have instant shade.

It takes only minutes to zip up the side doors and side windows (from the inside) in the middle of a



EXPRESS *Campers*



thunderstorm without getting your feet wet. Your fellow campers can keep on sleeping!

Cost of ownership is low!

Kimberley Kamper Trailers are designed to have the minimum maintenance cost. The high quality of build gives you the peace of mind when you are high in the mountains or cruising Fraser Island.

